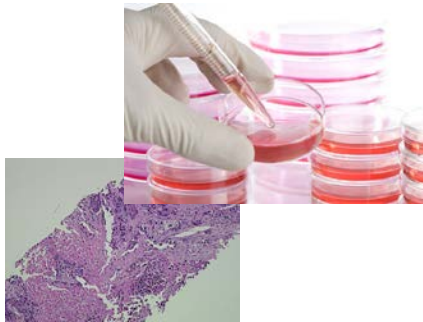



# Procedure of Reverse-Phase Protein Array (RPPA) analysis



Sample preparation




Preparing serial dilutions of protein samples




Master plates for printing



Microarray printing



Printing 16 spots/sample,  
3,072 spots/slide



Immunostaining



Signal detection &  
Data analysis