



Cafe / Bento / Restaurant

1 | CAFÉ de CRIE



Located on the 1st floor, next to the convenience store in the Hospital building, CAFÉ de CRIE serves freshly brewed coffee along with light snacks and meals.

MENU: <https://www.pokkacreate.co.jp/crie/>

HOURS: 7am-8pm (weekdays)
8am-7pm (weekends)

LOCATION: 1F, Hospital Bldg.

2 | The bento section 1




Located on the 1st floor, by the main entrance of the Administration building. The lunch boxes (bento) are freshly made in the staff canteen MAHANA. The menu changes depending on the day.

HOURS: 11:15-12:15 (limited supply)

LOCATION: 1F, Administration Bldg.

3 | The bento section 2




Located on the 1st floor, in the elevator lobby in the Clinical wing. Most of the bento here is made in the staff canteen, the menu changes depending on the day.

HOURS: 11:15-12:15 (limited supply)

LOCATION: 1F, Clinical Wing

4 | Staff Canteen MAHANA



Located on the 19th floor in the Hospital building. A variety of set meals and light meals is offered to staff and visitors. It has good views with Ginza area with Tokyo SKYTREE.

MENU: https://www.ncc.go.jp/en/about/training_prog/8Menu_tsukiji.pdf

HOURS: 11am-3pm

LOCATION: 19F, Hospital Bldg.

5 | Restaurant SUNDAY



Located on the 19th floor in the Hospital building. The restaurant serves a variety of Japanese, Western and Chinese dishes. It has superb views with Tokyo Bay and the Rainbow bridge. Shared with patients.

HOURS: 8am-7pm (weekdays)
11am-6pm (weekends)

LOCATION: 19F, Hospital Bldg.

6| Kitchen Cars



Located by the entrance of the Research building. Kitchen cars differ by day, you can check a monthly schedule on the website.

SCHEDULE: <https://www.mico-leo.com/16672611467049>

HOURS: 11am-2pm (meals)
11am-5pm (sweets and cafe)

LOCATION: Outside, in front of the Research Bldg.



Other Facilities

7| Convenience Store LAWSON



Located on the 1st floor in the hospital building. Lawson offers Bento, breads, snacks, coffee as well as the necessary items for hospitalization.

HOURS: 24hours

LOCATION: 1F, Hospital Bldg.

8| ATM



HP: <https://www.lawsonbank.jp/international/en/>


LOCATION: 1F, Hospital Bldg.

Available for:



NOTE: Some might not be accepted at times.

9| International Doctors Lounge



Located on the 3rd floor in the Administration building. You can use this room for resting, eating.

HOURS: 24hours

LOCATION: 3F, Administration Bldg.

10| Library



Located on the 1st floor in the Administration building, the library is equipped with several computers, study space, and a copy machine. Visitors can check the library books out. Please notify the librarian when you need.

HOURS: 6am-11pm

LOCATION: 1F, Administration Bldg.

11| Bicycle Parking

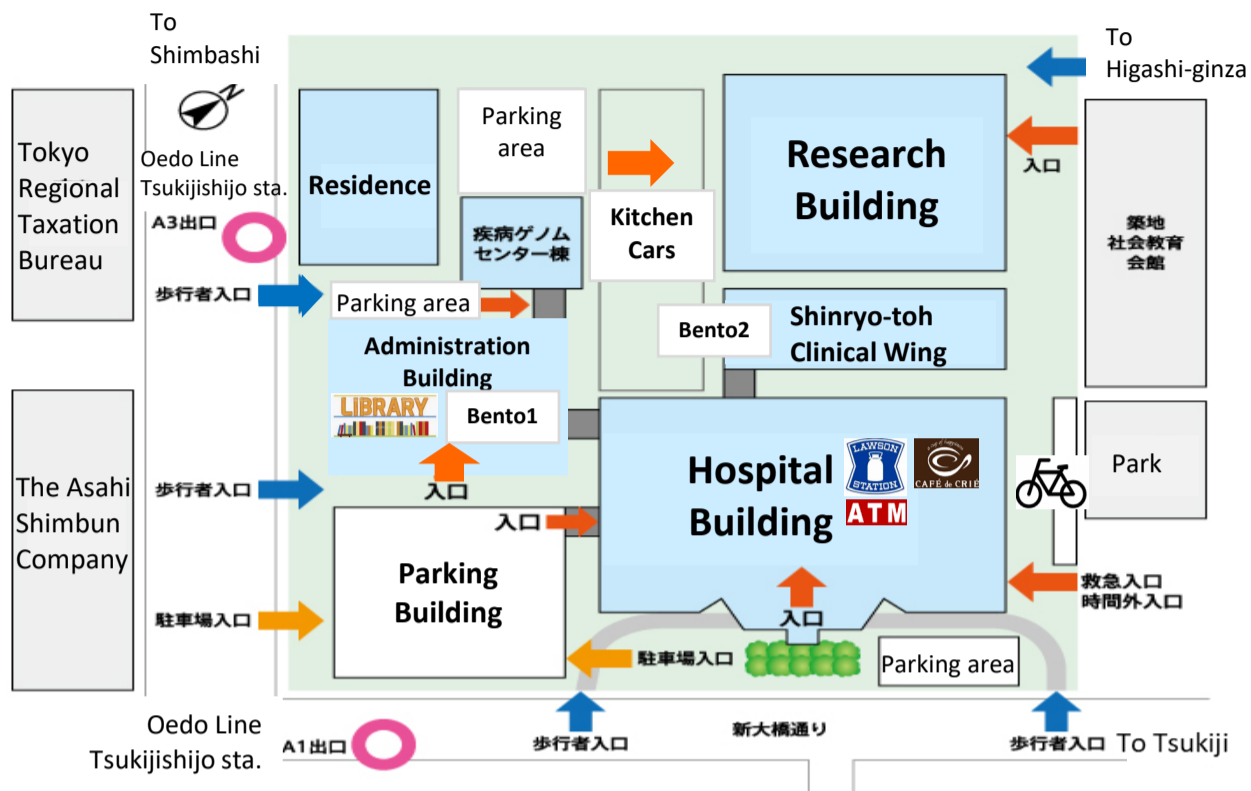


The bicycle parking space for employees and long-term visitors is located by the hospital building.

HOURS: 24hours

LOCATION: By the Hospital Bldg.

MAP



 Pedestrian entrance
  Entrance for buildings

 Smoking is strictly prohibited in the hospital & on the hospital premises